

# Clinique Sonic System

purifying cleansing brush

user guide



# IMPORTANT SAFEGUARDS

When using electrical products, especially when children are present, basic safety precautions should always be followed, including but not limited to the following:

## **READ ALL INSTRUCTIONS BEFORE USING**

### **DANGER – To reduce the risk of electrocution:**

1. Do not place or store Charging Base or cord where it can fall or be pulled into a tub or sink.
2. Do not place the Charging Base in or drop the Charging Base or cord into water or other liquid. Charging Base is not for immersion or for use in the shower.
3. Do not reach for a Charging Base or cord that has fallen into water. Unplug immediately.

### **WARNING – To reduce the risk of burns, electrocution, fire, or injury to persons:**

1. Use this appliance only for its intended use as described in this manual.
2. Keep out of reach of children. Close supervision is necessary when this appliance is used by, on, or near individuals with certain disabilities.
3. Do not use attachments not recommended by the manufacturer.
4. Keep the cord away from heated surfaces. Do not wrap the cord around the appliance.
5. Never operate this appliance if it has a damaged supply cord or plug, if it is not working properly, or if it has been dropped, damaged, or if the Charging Base or supply cord was dropped into water. Do not attempt to repair this product. Please visit your nearest Clinique retailer.
6. Never place appliance on a soft surface, such as a bed or couch.
7. Never use while sleepy or drowsy.
8. Never drop or insert any object into any opening.
9. Do not use outdoors or operate where oxygen is being administered.
10. Do not use an extension cord with this appliance.
11. Do not carry the Charging Base by the supply cord or use cord as a handle.

# SAVE THESE INSTRUCTIONS



# Your Clinique Sonic System Purifying Cleansing Brush

The authority in cleansing, Clinique now lets you pair your favourite Clinique cleanser with our first sonic cleansing brush for another level of clean. Dermatologist-developed to clean where you need it most. Just 1 minute, 2 times per day. Removes impurities for clear, healthy-looking skin and clearer-looking pores. By tilting deep into the T-Zone, Clinique Sonic System goes where dirt and oil hang out to draw out impurities. Gentle on skin yet cleans more effectively than hand washing. Skin is better prepared to receive skin care treatments. With continued use, looks and feels smooth, radiant, healthy.

- Swiss-engineered brush is shaped for targeted cleansing.
- Unique tilted head and sonic technology reach deep into problem areas: forehead, chin and nose.
- Two types of bristles accommodate different areas of the face.
- Antimicrobial technology helps keep bristles clean. Always clean this product thoroughly after each use.
- Ergonomic handle.
- Cleansing Brush is waterproof—can be used in the shower.  
**Warning:** Charging Base is not for immersion or for use in the shower.
- Rechargeable.
- Visit [clinique.com/userguides](http://clinique.com/userguides) for additional information.

## Important Cautions and Warnings

If you are under a doctor's care for any skin condition, or if you think you may have a skin condition, please consult your physician before using the Clinique Sonic System. Do not share brush heads.

Do not use on broken skin or areas of the skin with rash, severe acne or other skin conditions. Do not use with any cleansing product containing scrubbing beads or particles.

Do not use around the eye area.

The Clinique Sonic System has no user-serviceable parts. This product is for household use only. Do not attempt to repair this product.

The supply cord cannot be replaced. If the cord is damaged, the Charging Base must be unplugged. If you have any questions, please visit your nearest Clinique retailer.

Use only Charging Base and Brush Heads made for your Clinique Sonic System.

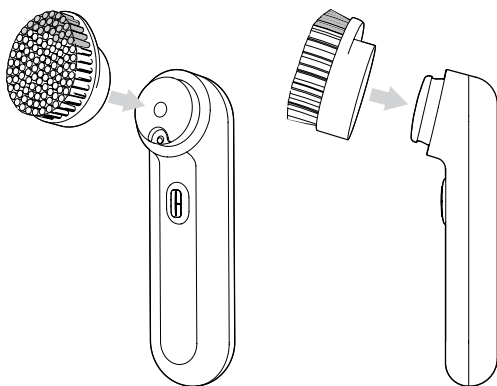
# Operating Instructions

## Preparing For Use

**Allow Cleansing Brush to fully charge for at least 24 hours before first use.**

Before initial use, carefully unpack your Clinique Sonic System and remove all packing materials. See illustrations showing the important parts of the Clinique Sonic System.

Hold Brush Head, angled tip facing up, so that it aligns with the round disk on the handle. Gently but firmly press the Brush Head onto the round disk until you hear a “click.”



To charge, place the Charging Base on a dry, hard, flat surface near a properly functioning wall-outlet receptacle with the proper voltage rating. Unfold the power supply cord to its full length and insert the plug into the wall-outlet receptacle.

Place the Cleansing Brush into the Charging Base with On/Off Button facing forward. The Cleansing Brush may warm up during charging, but this has no significance to the Cleansing Brush's operation. The unit cannot be overcharged.



During use, a solid orange light will indicate low battery.

**CHARGING INDICATOR LIGHT**

**BATTERY STATUS**

● Full Orange

Low

During charging, a solid green light indicates that charging is complete.

**CHARGING INDICATOR LIGHT**

**BATTERY STATUS**

● Blinking Orange

Re-Charging

● Full Green


Fully Charged

## Directions for Use

Recommended cleansing time is up to 1 minute. Do not use the Cleansing Brush around the eye area.

Your Skin Type and the cleanser you use will determine how often you use the Cleansing Brush. We recommend you begin by using the Cleansing Brush for 30 seconds, once a day. Follow with moisturizer. When comfortable, build up to 1 minute, twice daily. Find the routine that works best for your skin.

- Before using the Cleansing Brush, remove makeup around the eye area.
- Apply Skin Type-appropriate cleanser to moistened skin or directly onto dampened Brush Head. Cleansing with a dry Brush Head may cause skin irritation.
- To maximize the benefits of two different bristle types: massage in a circular motion on cheek area using white bristles. To clean the T-Zone, tilt Brush Head to use the green bristles and move into contours in an up-and-down motion. Avoid eye area. Brush works best if you let it gently glide over skin—there's no need to apply pressure.
- Massage for approximately 5 seconds on forehead, on nose and on chin and 15 seconds combined on cheeks, for 30 seconds total cleansing time. When increasing to 1 minute, double the cleansing time on each area of the face.



- Press the button to stop the Cleansing Brush, or Cleansing Brush will automatically turn off after 30 seconds. To restart your Cleansing Brush, simply press the button again.

- Rinse the Brush Head thoroughly after each use. Shake off excess water and allow bristles to air dry. Clean the back of the Brush Head and the handle in the area under the Brush Head at least once a week.

### **Cleaning the Charging Base**

Always unplug the Charging Base before cleaning. Never immerse Charging Base in water or other liquid. Never hold the Charging Base under running water. To clean, simply wipe off with a soft, damp cloth.

### **Replacing the Brush Head**

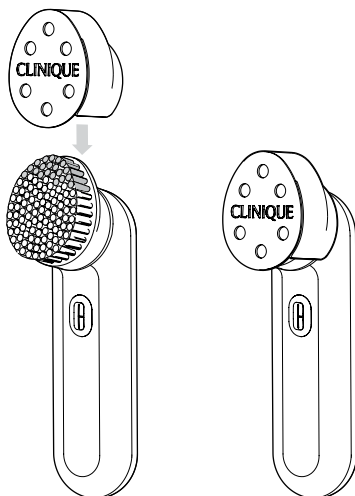
Replace the Brush Head if you notice the bristles are worn. For best results, replace every 3 months. Visit your Clinique retailer or [clinique.com](http://clinique.com) to purchase. Using the Cleansing Brush to remove makeup may stain the bristles, but will not affect performance. If discolouration occurs, clean the Brush Head with mild soap and water.

### **Extended Storage**

To store, unplug the Charging Base. Clean unit and permit it to dry thoroughly. Supply cord may be coiled, but make sure it is not twisted.

### **Traveling with your Clinique Sonic System**

Clinique Sonic System is perfectly portable. When the Cleansing Brush is fully charged, it can operate for up to 3 hours (180 minutes) without recharging. If the button accidentally gets pressed and the Cleansing Brush turns on in your luggage, it will automatically shut off after 30 seconds. Place the brush cover on the Brush Head to protect bristles.





## Perfect Partners for Gentle Cleansing: Clinique Cleansers



### Foaming Facial Soap

Skin Types 1, 2, 3

Creamy foaming cleanser gently yet thoroughly removes dirt, excess oil and impurities.



### Liquid Facial Soap Mild

Skin Type 2

### Liquid Facial Soap Oily Skin Formula

Skin Types 3, 4

Gentle, effective cleansing developed by Clinique's dermatologists leaves skin feeling fresh, clean, comfortable.

## Product Physical and Electrical Specifications

- Battery life fully charged is approximately 3 hours (180 minutes continuous use).
- Time required for a full charge is 24 hours.
- Charging base is rated 100-240 Volts ~ / 50/60Hz 1W. Rechargeable handle 1.2 Volts.

## Disposal Information

Your Clinique Sonic System contains nickel metal hydride (NiMH) batteries. At the end of its useful life, please dispose of the product safely and in compliance with local regulations. Caution: Never incinerate or place the product into a fire.

# Frequently Asked Questions

## **My Cleansing Brush does not work at all, although it has been in the Charging Base overnight.**

We're sorry you are having this problem. Let's see if we can find a simple solution.

- Is the plug of the Charging Base fully inserted into the wall socket?
- Is the Cleansing Brush sitting in the Charging Base, with the Brush Head and On/Off Button facing forward?
- Has the Cleansing Brush been sitting in the Charging Base for at least 24 hours?
- Is the charging indicator light above the On/Off Button on the Cleansing Brush GREEN? If yes, have you pulled the Cleansing Brush from the Charging Base and pressed the On/Off Button?
- Try another wall socket.

## **Can I clean my face longer than the indicated time?**

It's not recommended. Overcleansing may result in skin irritation.

## **The Brush Head doesn't clean my face as well as before.**

It may need replacing—the expected life of our Brush Heads is about 3 months. But let's check:

- Is the Brush Head attached to the handle as directed?
- Is the Brush Head clean?

## **The brushing power of my Clinique Sonic System has greatly decreased.**

The Cleansing Brush must be recharged. Over time, especially if you consistently store the Cleansing Brush in the Charging Base, the battery may lose its ability to fully charge. To maximize the life of the battery, the Cleansing Brush should be fully charged for 24 hours before first use. In addition, about every 6 months, it should be used until the battery is fully exhausted.

# Warranty Information

We stand by our product quality. Every Clinique Sonic System Purifying Cleansing Brush is subjected to detailed inspections and testing. Non-conforming cleansing brushes are extremely rare. However, in the unlikely event that you are dissatisfied with your Clinique Sonic System Purifying Cleansing Brush or experience any problem with it, Clinique Laboratories, LLC, 767 Fifth Avenue, New York, NY 10153 (“Clinique”) offers you the following rights under our Manufacturer’s Limited Warranty. These rights are in addition to any other legal rights that you have.

If you would like to take advantage of the Manufacturer’s Limited Warranty, or have any questions or concerns about the Clinique Sonic System, please contact our Consumer Care team or visit [clinique.com/userguides](http://clinique.com/userguides).

*\*For easy troubleshooting, please have your Clinique Sonic System Purifying Cleansing Brush available when contacting our Consumer Care team.*

The Clinique Sonic System Purifying Cleansing Brush (the “Product”) comes with a 2-year limited warranty, the terms of which are set out below (the “Limited Warranty”) covering any manufacturing defect.

- For 2 years from the purchase of the Product from an authorized retailer, Clinique warrants that the Product is free of any defects in materials and/or workmanship that become apparent during Normal Use (as defined below) of the Product.
- If there is a defect in the Product that is covered by this Limited Warranty, Clinique will exchange the Product for a new equivalent Product. This is the sole remedy available under this Limited Warranty.
- To the maximum extent permitted by applicable law, this Limited Warranty is the only warranty that Clinique provides.

“Normal Use” means ordinary personal or household use by consumers under normal home conditions according to the instruction manual included with the Product. It does not include using the Product for any business or commercial use or purpose.

### **Limitations applicable to the Limited Warranty**

- The Limited Warranty may be relied upon only by the original purchaser of the Product and if the Product was manufactured by or for Clinique and sold by an authorized retailer.
- To make a claim under the Limited Warranty, you will be required to provide Clinique with the purchase receipt evidencing the original purchase date, and the Product, complete with all accessories and components originally provided in the box.
- The Limited Warranty does not apply if the Product is used other than for Normal Use, including but not limited to misuse of the Product.

### **Exclusions applicable to the Limited Warranty**

Clinique is not liable for any indirect, incidental, special or consequential damages arising out of the use of the Product, whether arising from an electrical issue or otherwise. This Limited Warranty is subject to local regulations set forth in the country where the Product was purchased, and because some jurisdictions do not allow the exclusion or limitation of incidental or consequential damages, the above limitation or exclusion may not apply to you.

**THIS LIMITED WARRANTY ONLY APPLIES TO CONSUMER, PERSONAL, OR HOUSEHOLD USE. CLINIQUE MAKES NO WARRANTY, ORAL OR WRITTEN, EXPRESS OR IMPLIED, FOR ANY USE OF THE PRODUCT FOR COMMERCIAL OR BUSINESS PURPOSES. TO THE EXTENT PERMITTED BY LAW, EXCEPT AS TO CONSUMER, PERSONAL, OR HOUSEHOLD USE, CLINIQUE DISCLAIMS ALL IMPLIED WARRANTIES, INCLUDING ANY IMPLIED WARRANTIES OF MERCHANTABILITY OR FITNESS FOR PARTICULAR PURPOSE.**

## Consumer Care Contact Information:

### North America/Latin America Region

COUNTRY	PHONE NUMBER	EMAIL ADDRESS
Brazil	0800-892-1694	consumercare-br@gcc.clinique.com
Canada	888-378-3301	consumercare-ca@gcc.clinique.com
United States	866-707-2100	consumercare-us@gcc.clinique.com
All other countries in this region		consumercare-us@gcc.clinique.com

### UK/Europe/Middle East/Africa Region

COUNTRY	PHONE NUMBER	EMAIL ADDRESS
Austria		consumercare@at.clinique.com
Belgium	31(346)586585	consumerrelations@be.clinique.com
Denmark/Sweden		consumercommunications@dk.clinique.com
France		consumercare-fr@gcc.clinique.com
Germany	8006647805	consumercare-de@gcc.clinique.com
Middle East/India		consumercare@ae.clinique.com
Russia	8 (800) 200-81-89	customerservice@cs.clinique.ru
South Africa	800390014	info@za.clinique.com
Spain		consumercare-es@gcc.clinique.com
Switzerland		info@ch.clinique.com
United Kingdom/Ireland	8000746905	consumercare-uk@gcc.clinique.com
All other countries in this region		consumercare-uk@gcc.clinique.com

### Asia Pacific Region

COUNTRY	PHONE NUMBER	EMAIL ADDRESS
Australia	1800556948	consumercare-au@gcc.clinique.com
China	400-670-1212	service@clinique.com.cn
Hong Kong	23780641	enquiry@hk.clinique.com
Japan	0120-032821	usersupport@clinique.co.jp
Korea	82-23440-2773	user_support@kr.clinique.com
Malaysia		info@clinique.com.my
New Zealand		consumercare-au@gcc.clinique.com
Taiwan	886-800-668-800	cl-service@tw.estee.com
Thailand	(66)26246161	customerservices@clinique.co.th
All other countries in this region		enquiry@hk.clinique.com

© CLINIQUE LABORATORIES, DIST.  
NEW YORK, N.Y. 10022 • NEW YORK • LONDON W1K 3BQ • PARIS  
Z75Y/Z765

[clinique.com](http://clinique.com)

CLINIQUE